


HOW TO WEAR A NON-MEDICAL FABRIC MASK SAFELY

[who.int/epi-win](https://www.who.int/epi-win)

Do's →



Clean your hands before touching the mask



Inspect the mask for damage or if dirty



Adjust the mask to your face without leaving gaps on the sides



Cover your mouth, nose, and chin




Avoid touching the mask



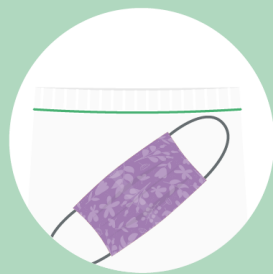
Clean your hands before removing the mask




Remove the mask by the straps behind the ears or head



Pull the mask away from your face



Store the mask in a clean plastic, resealable bag if it is not dirty or wet and you plan to re-use it



Remove the mask by the straps when taking it out of the bag




Wash the mask in soap or detergent, preferably with hot water, at least once a day



Clean your hands after removing the mask

Don'ts →



Do not use a mask that looks damaged



Do not wear a loose mask



Do not wear the mask under the nose



Do not remove the mask where there are people within 1 metre



Do not use a mask that is difficult to breathe through



Do not wear a dirty or wet mask



Do not share your mask with others

A fabric mask can protect others around you. To protect yourself and prevent the spread of COVID-19, remember to keep at least 1 metre distance from others, clean your hands frequently and thoroughly, and avoid touching your face and mask.



World Health Organization